



THE LONDON GLASS COMPANY

24 HOUR EMERGENCY COMMERCIAL
AND RESIDENTIAL GLASS REPLACEMENT

•
DOUBLE GLAZING UPVC / ALUMINIUM

•
CONSERVATORYS

•
HARDWOOD WINDOWS AND DOORS

•
ALUMINIUM SHOPFRONTS

•
SKYLIGHTS

•
LANTERNS

•
LEADED LIGHTS

•
GLASS PARTITIONS

•
GLASS INTERIORS

•
SANDBLASTING AND BEVELLING

•
MIRRORS

•
SOLAR AND SECURITY FILM

•
GLASS BENDS

•
FIRE RESISTING GLAZING

•
INSURANCE APPROVED



THE LONDON GLASS COMPANY

**SECONDARY
GLAZING**

78 YORK STREET • LONDON • W1 H1DP • TEL: 0800 0528054
HEAD OFFICE: 8 JULIAN ROAD • ORPINGTON • KENT • BR6 6HU
TEL 01689 605600 • FAX: 01689 602744

24HR EMERGENCY: 0800 0528054 • E-MAIL: salesenquiries@londonglassco.co.uk

www.londonglassco.co.uk



THE LONDON GLASS COMPANY

SPECIALISTS IN SECONDARY GLAZING

We have pleasure introducing The London Glass Companies Secondary Glazing System which we supply and install throughout the U.K.

Our efficient Secondary Glazing System embodies all the advantages of reduced heat loss, less noise penetration, reduced condensation and complete elimination of draughts around windows. All units are available in a variety of colours.

Noise and draughts are not the only nuisances suffered - particularly in the summer. When doors and windows are opened we are subjected to an aerial attack by insects. These are not only a nuisance, insects can be a definite health risk.


We at The London Glass Company offer a unique flyscreen suite to compliment our Secondary System. By simply substituting a glazed panel with a flyscreen panel your system provides the optional potential of keeping your premises draught free in the winter months and insect free during the summer period.

INDEX

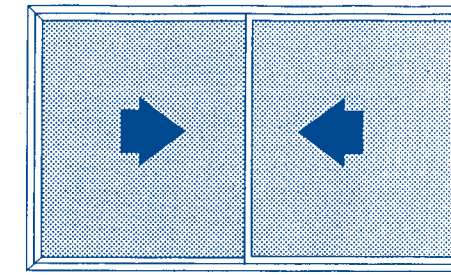
Page	2	Horizontal Sliders
	3	Hinged Units
	4a	Fixed Unit
	4b	Lift Out Unit
	4c	Top Hung With Lift Out Unit
	5	Vertical Sliders
	6	Flyscreens

FLY SCREENS


WINDOWS



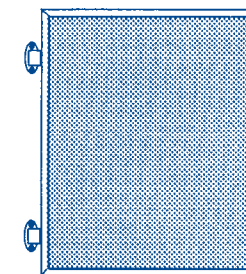
Hinged




Horizontal Slider




Lift Out



Hinged Panel
(No Subframe)



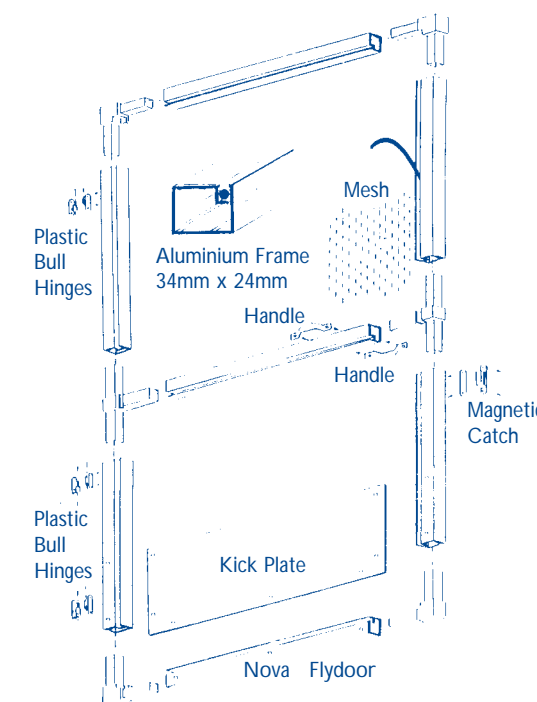
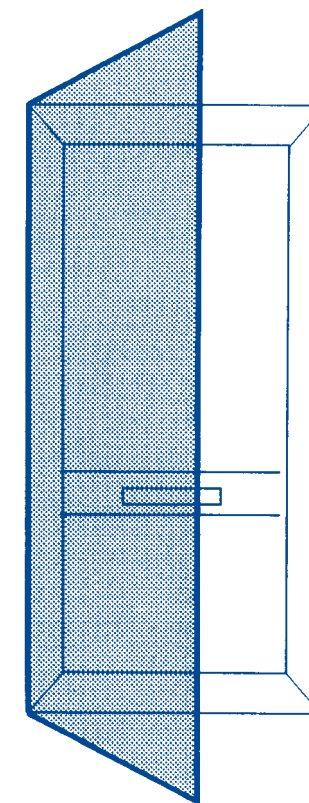
Fixed Panel
(No Subframe)



Insert Panel
(in place of Glazed Panel).

Manufactured from the same high quality materials as the glazed units these fine meshed panels allow windows to be opened without the fear of being invaded by flying insects.

DOORS




- Maintenance Free Aluminium
- Strong Nylon coated fibre glass mesh
- Choice of White, Silver or Brown Finish
- To fit doors up to 900mm x 2150mm
- Inward or Outward opening
- Will lift off for Easy Storage.

Existing frame must have minimum 25mm surface on uprights to accommodate plastic hinges and magnetic catch.

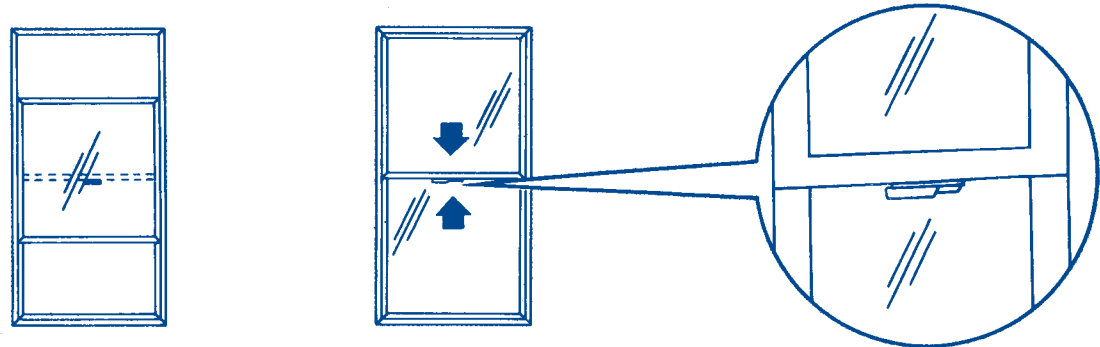
VERTICAL SLIDERS

BALANCED TILT-BACK VERTICAL SLIDERS



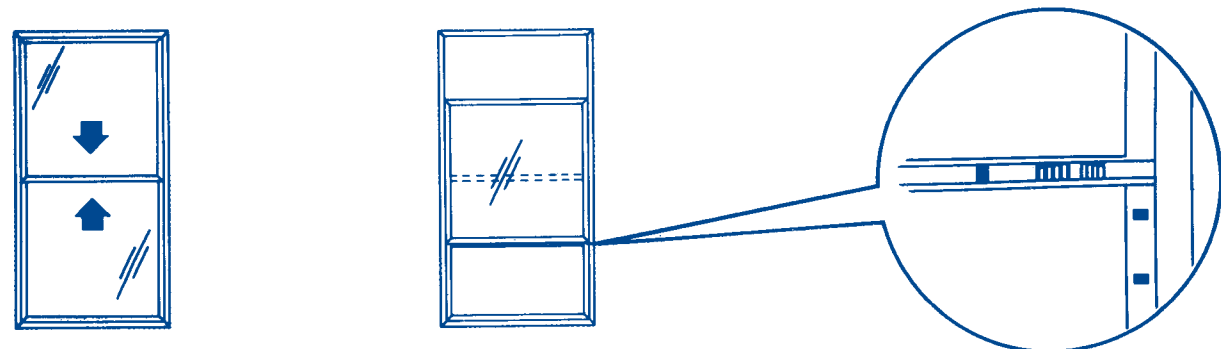
Balanced Tilt Back Vertical Sliders, Manufactured in two panels, are hung on spiral balances concealed in the jambs, and adjusted to suit the weight of the panel in any open position. Both panels are held closed with a fitch fastener positioned in the centre of the transom bar. The head of each panel has a spring loaded catch in the corner, enabling each panel to tilt back individually primarily for ease of cleaning and access to prime window for decorating - But also for a speedier exit in the event of a fire etc.

MK1 BALANCED VERTICAL SLIDERS



Balanced Vertical Sliders manufactured in two panels are hung on spiral spring balances concealed in the jambs, and adjusted to suit the weight of the panel in any open position. Both panels are held closed with a fitch catch fastener positioned in the centre of the transom bar. The panels cannot be removed for cleaning.

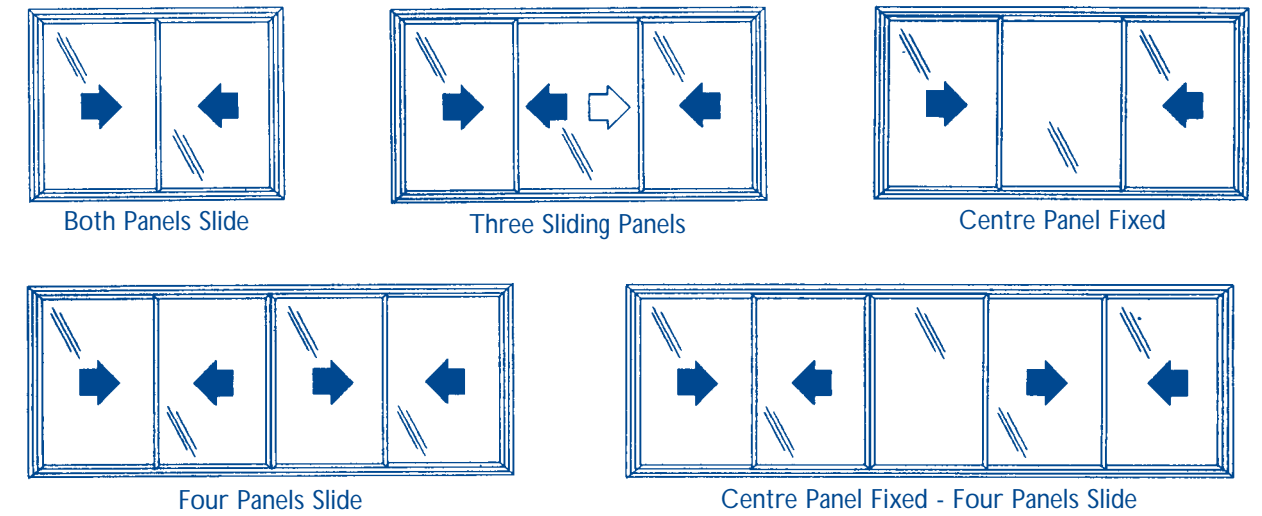
NON-BALANCED VERTICAL SLIDERS



Non-Balanced Vertical Sliders in two panels, THE OPERATOR MUST SUPPORT THE WEIGHT OF THE PANEL WHEN SLIDING. The panels are held with spring loaded nylon bolts which locate in stop positions in the jamb to hold the panel closed or in the desired open position for ventilation. The panels can be removed for easy cleaning.

HORIZONTAL SLIDERS

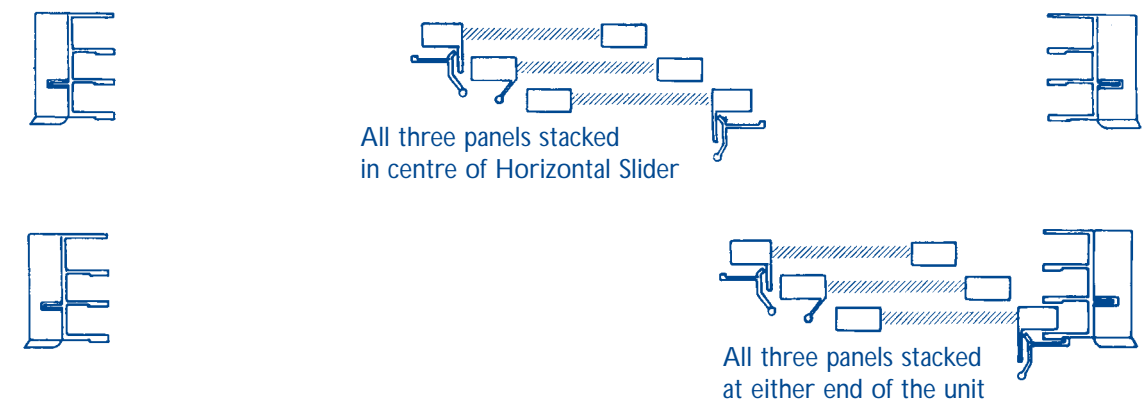
(N.B.) Heavy Duty Horizontal Sliders are available for commercial installations.



All windows available in 2, 3, 4 or 5 panel configurations, sliding on twin track system with nylon skids and fitted with spring loaded aluminium catches engaging on the inside only (for security) of the outer frame jambs. All sliding panels interlock at meeting styles thus providing a draught proof seal. Either wheels or self-lubricating nylon 'skids' are morticed into the sill section of each panel allowing easy movement for ventilation. Larger panels may be fitted with rollers at extra cost.

3 TRACK HORIZONTAL SLIDER

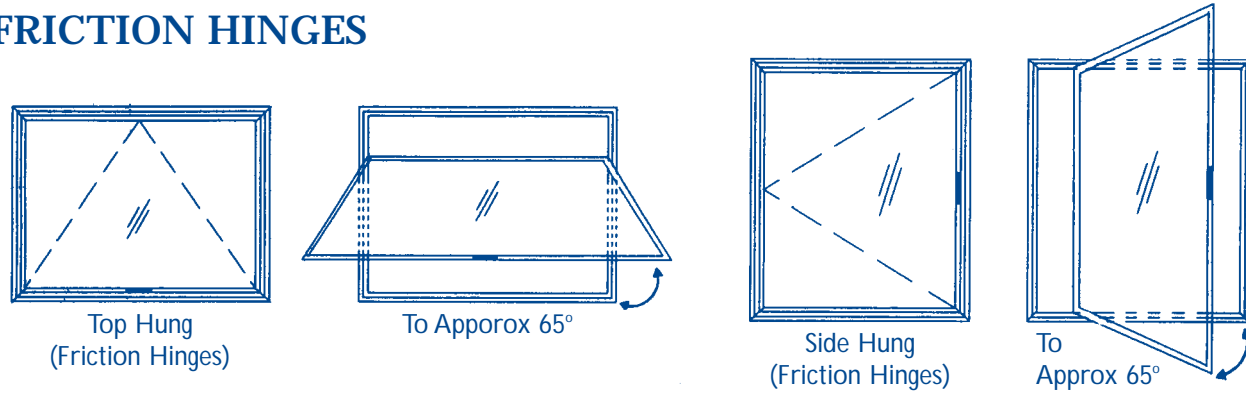
Suitable for installations where prime windows creates a problem.



This unique 3 panel Horizontal Slider has been designed to cope with some of the more modern or unusual prime window designs - where other units may prevent satisfactory access to the prime window.

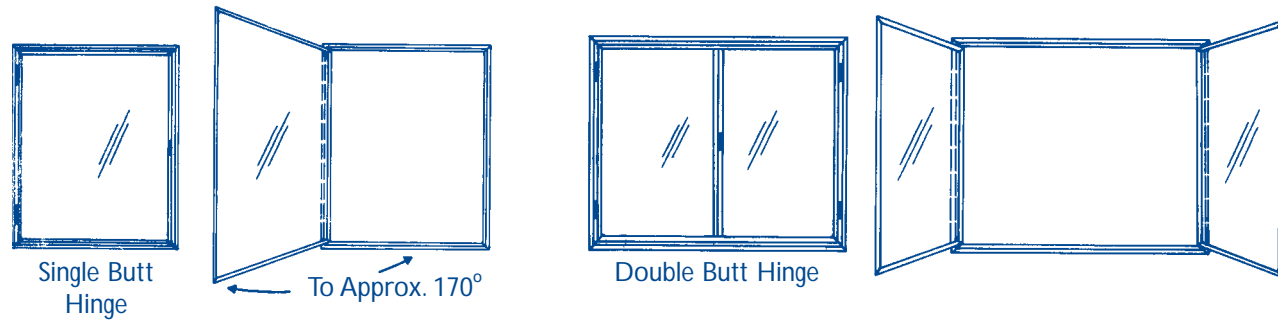
HINGED UNITS

FRICITION HINGES



Single pane top hung or side hung (left or right) units are manufactured with Stainless Steel friction hinges to hold the casement to the desired position and fitted with white painted Fitch Catch.

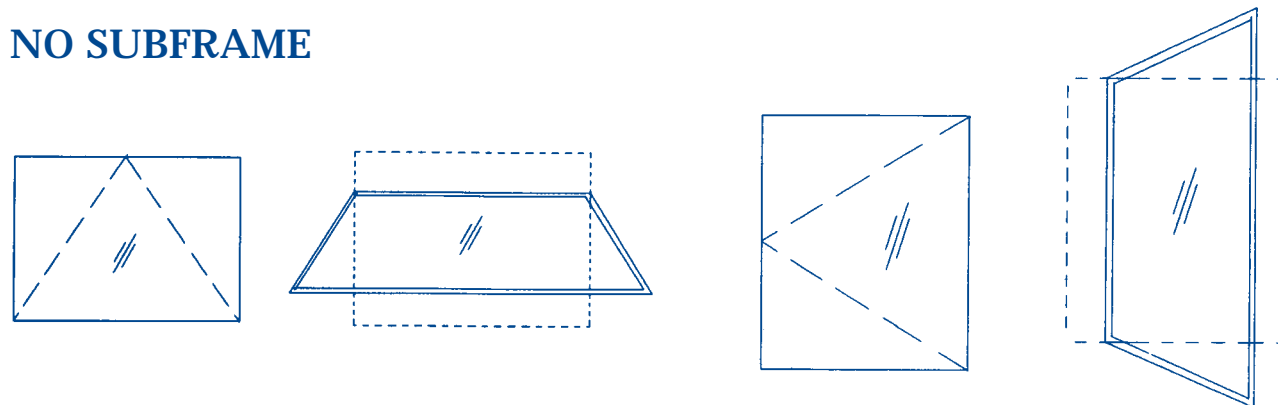
BUTT HINGES



Butt Hinged Units are manufactured as side hung and can be either single or double pane. Heavy Duty Butt hinges are fitted to the casement enabling far greater access.

The single pane unit is fitted with a white painted Fitch Catch whilst the double unit is fitted with one or more white Fitch Catches and has two concealed shoot bolts on the slave panel to lock it in a closed position.


NO SUBFRAME



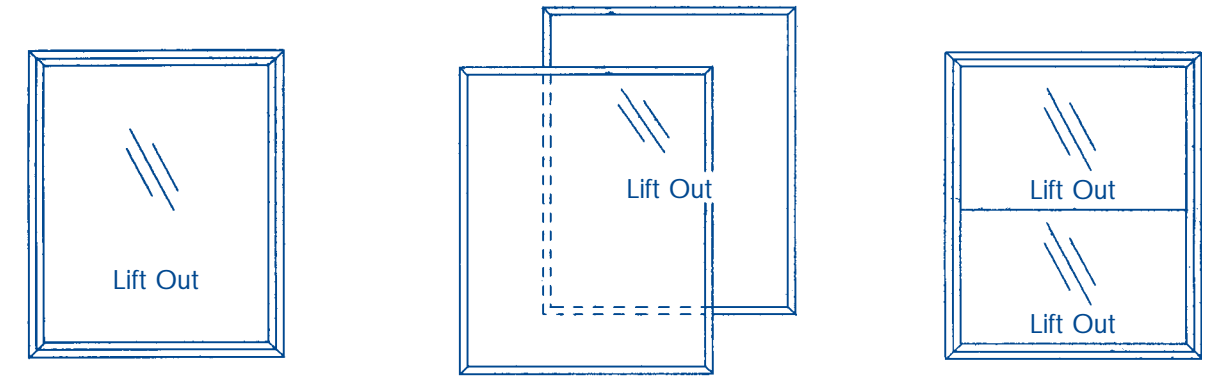
These units consist of the PANEL ONLY i.e. no frame - and are supplied with medium duty plastic butt hinges and magnetic catch.

FIXED

Fixed Insert Windows are manufactured as a single pane glazed frame only for fixing direct to existing doors or windows with wood screws. They are not removable for general cleaning or ventilation.

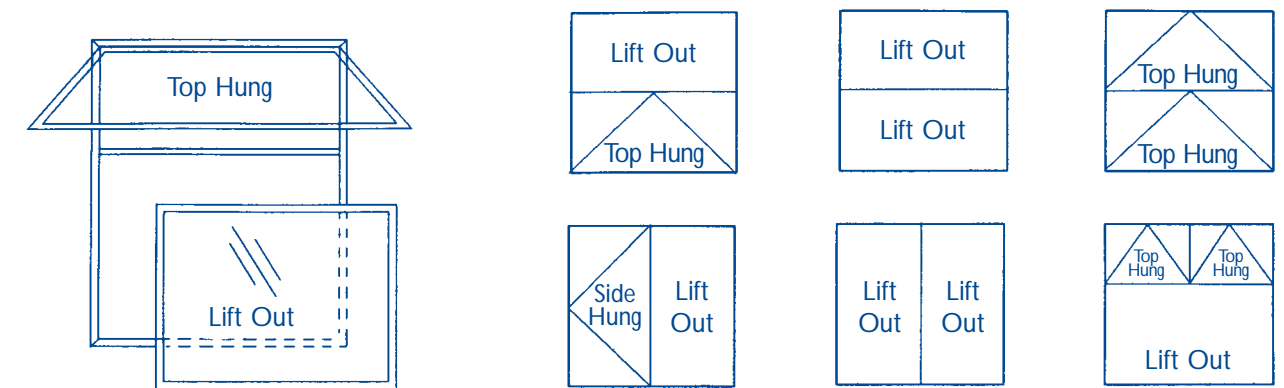


LIFT OUT UNITS



Lift Out Units are manufactured as single pane fixed windows with a removable panel for cleaning: They are not suitable for ventilation. The removable panel incorporates a full length finger rail at the bottom to assist in lifting the panel out. Panels over 1400mm in height are fitted with retaining clips to prevent the panel from bowing.

TOP HUNG WITH LIFT OUT



These units are supplied in one outer frame which is divided by a slimline transom/mullion for aesthetic appeal and for prime window sightline alignment.